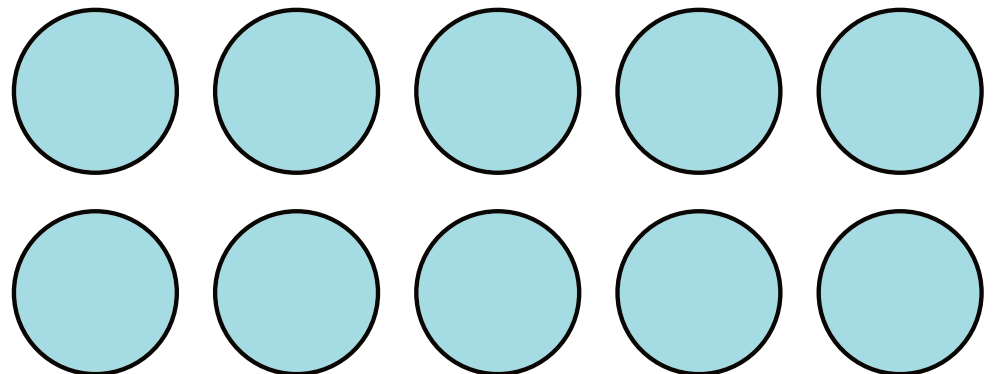
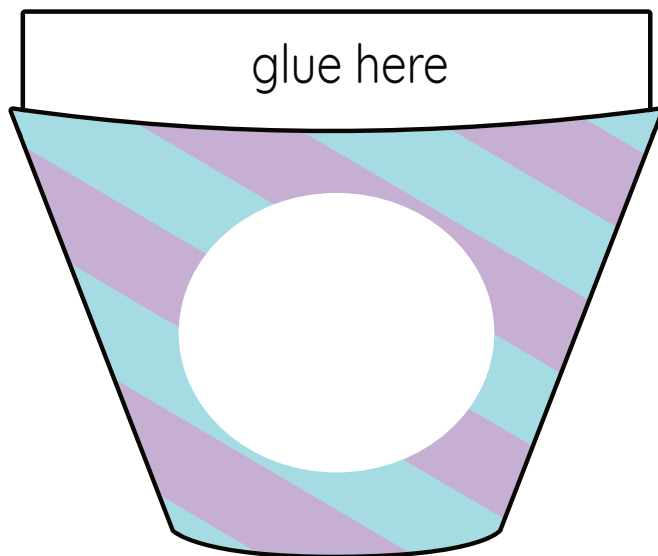



# Cupcake Counting

Instructions:

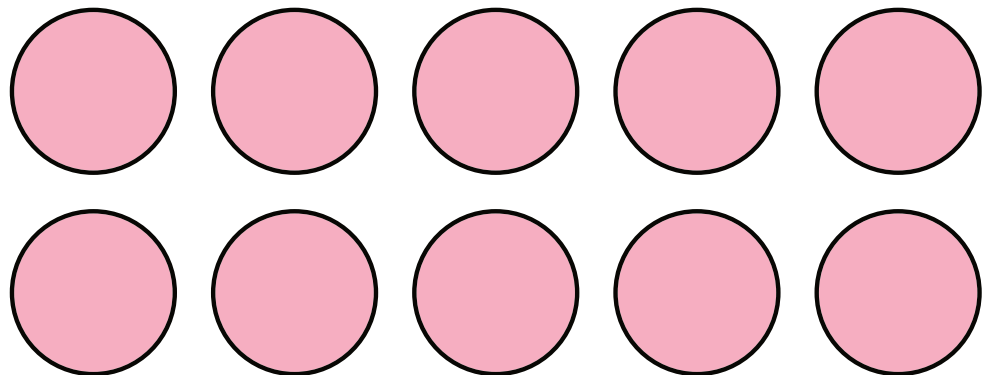
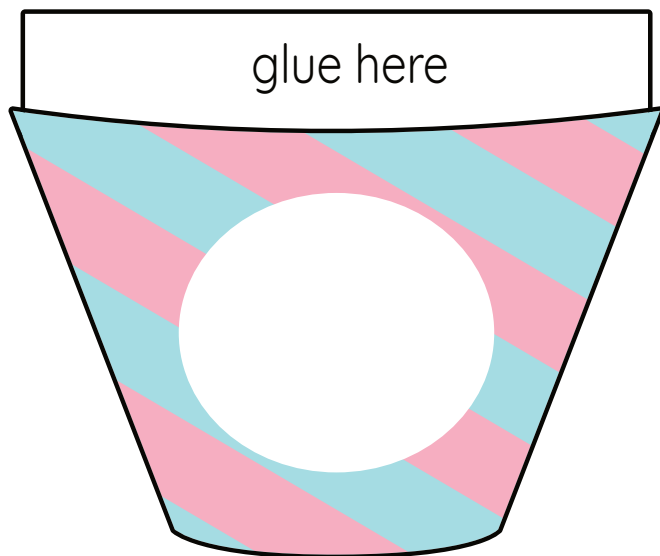

1. Cut out the cupcake frosting, wrapper, and desired number of sprinkles.
2. Place glue on the "glue here" tab and adhere the frosting to the top of the wrapper.
3. Glue the sprinkles on the frosting as desired.
4. Write the number of sprinkles in the white circle.



# Cupcake Counting

Instructions:

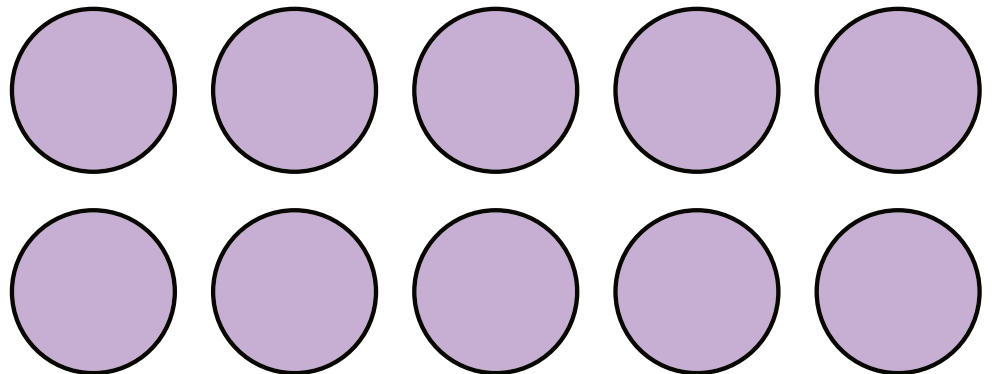
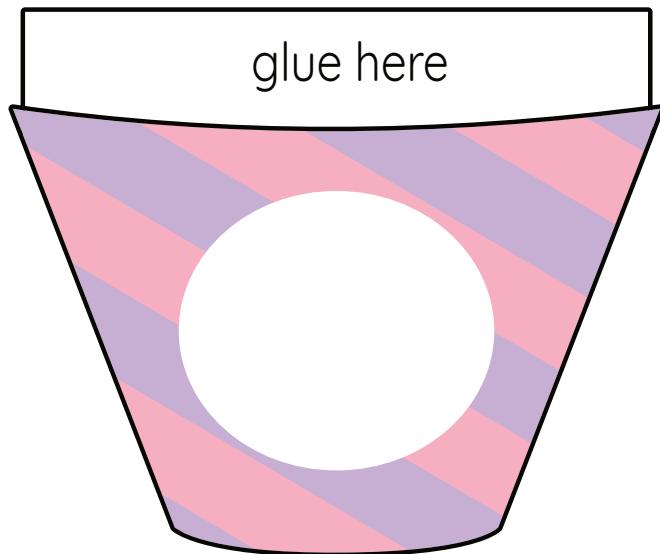

1. Cut out the cupcake frosting, wrapper, and desired number of sprinkles.
2. Place glue on the "glue here" tab and adhere the frosting to the top of the wrapper.
3. Glue the sprinkles on the frosting as desired.
4. Write the number of sprinkles in the white circle.



# Cupcake Counting

Instructions:

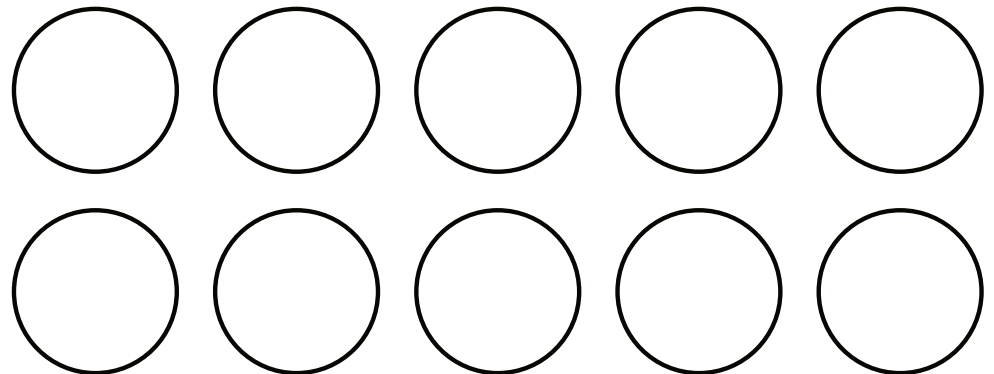
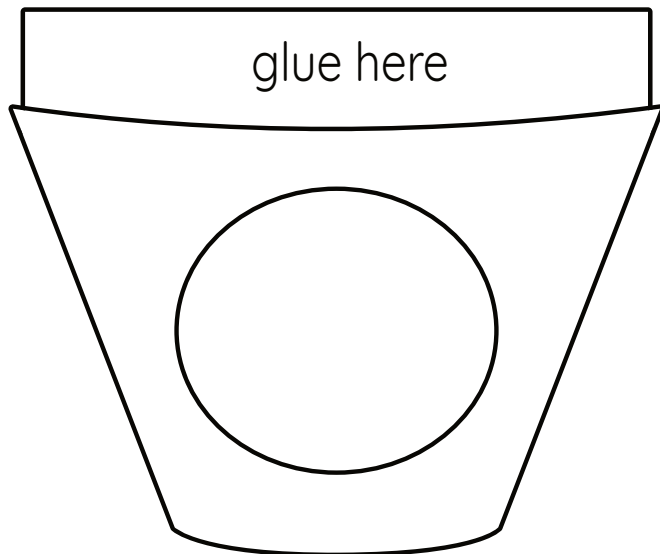

1. Cut out the cupcake frosting, wrapper, and desired number of sprinkles.
2. Place glue on the "glue here" tab and adhere the frosting to the top of the wrapper.
3. Glue the sprinkles on the frosting as desired.
4. Write the number of sprinkles in the white circle.





# Cupcake Counting


Instructions:


1. Color the cupcake parts. (Write the number of sprinkles in the wrapper circle before coloring or leave it blank to add the numeral after completing the other steps.)
2. Cut out the cupcake frosting, wrapper, and desired number of sprinkles.
3. Place glue on the "glue here" tab and adhere the frosting to the top of the wrapper.
4. Glue the sprinkles on the frosting as desired.
5. If not yet completed, write the number of sprinkles in the wrapper circle.













Math

is

!

SWEET

Math

is

!

SWEET

Math

is

!

SWEET