

# 2D and 3D Shape Activities

\*These activities are intended for pre-k and kindergarten level learners

\*These printable activities are free for personal use only. They may be used at home, in the classroom, and for other noncommercial purposes.

\*These activities are not to be modified, redistributed, or resold for profit.

\*If you enjoy this activity set and would like to share with others, please send them to my website: [thefairyprintsess.com](http://thefairyprintsess.com)

© 2022 The Fairy Printsess  
[thefairyprintsess.com](http://thefairyprintsess.com)

# Practice writing 2D and 3D shape names

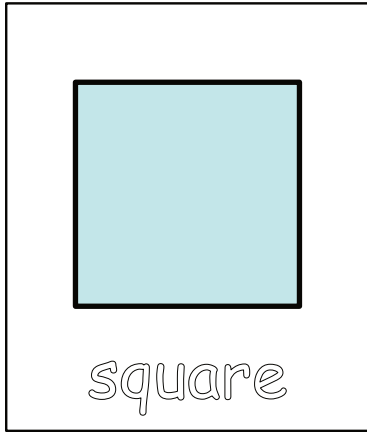
\*Color and black and white options

\*Includes traceable example shape names and blank lines for writing shape names

\*4 pages

© 2022 The Fairy Printsess  
thefairyprintsess.com

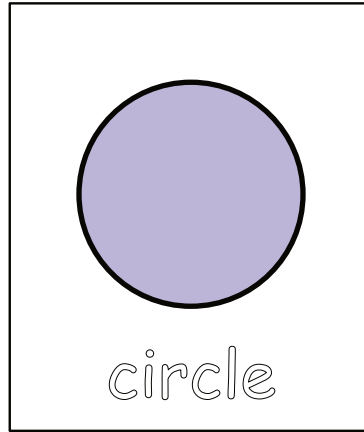
# 2 Dimensional Shapes



---

---

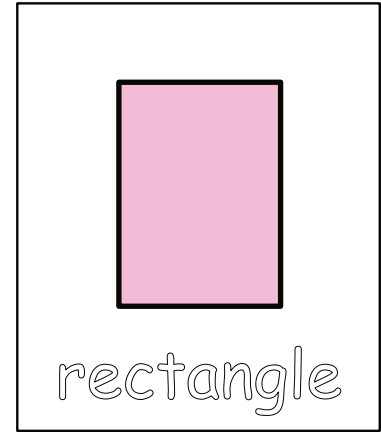
---



---

---

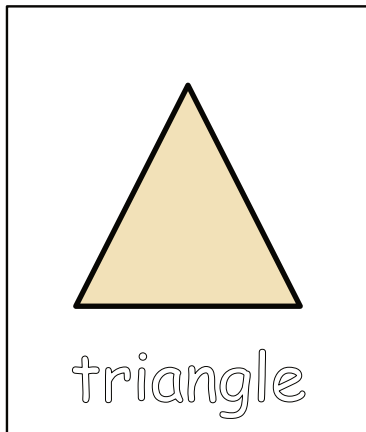
---



---

---

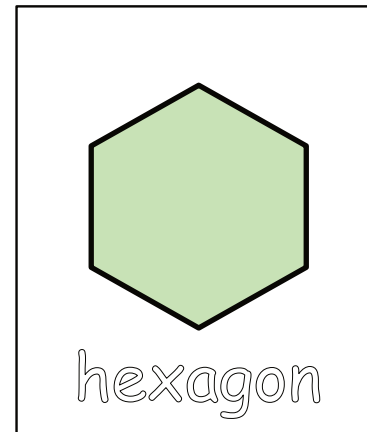
---



---

---

---

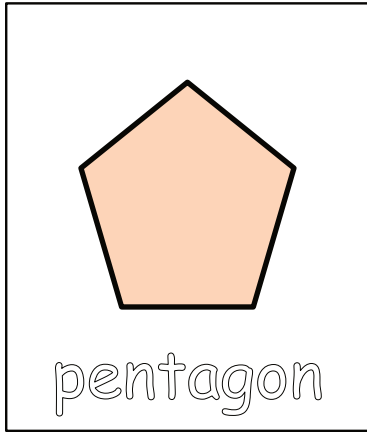


---

---

---

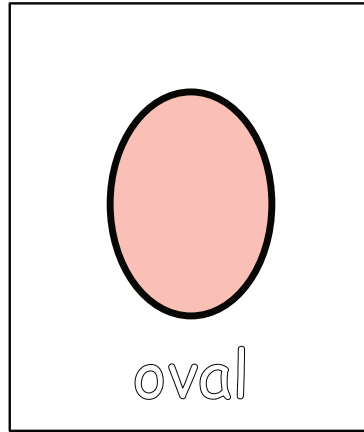
# 2 Dimensional Shapes



---

---


---



---

---

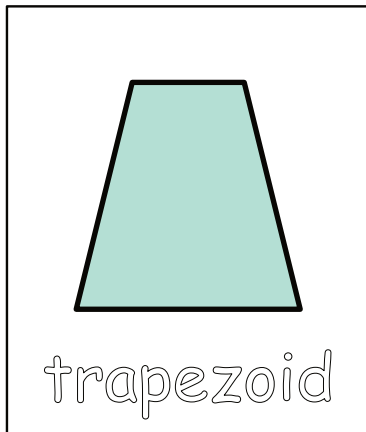
---



---

---

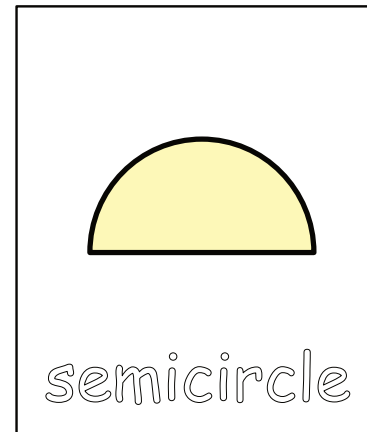
---



---

---

---




---

---

---

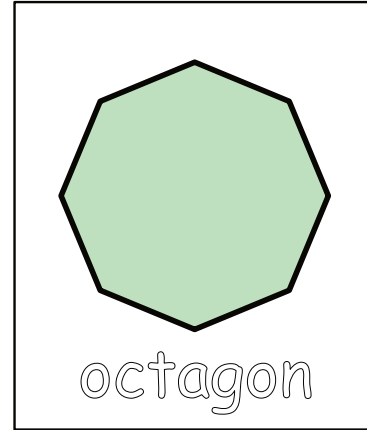
# 2 Dimensional Shapes



---

---


---



---

---


---



---

---

---

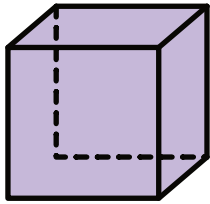


---

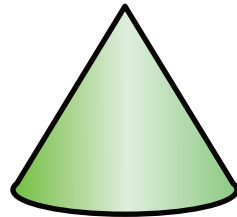
---

---

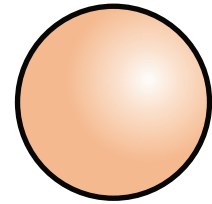
# 3 Dimensional Shapes



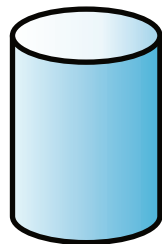
cube



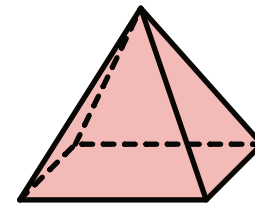
cone



sphere

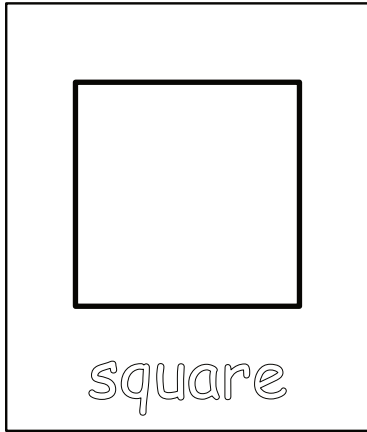


cylinder



pyramid


# 2 Dimensional Shapes



---

---

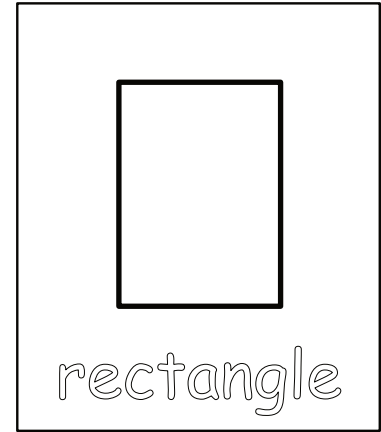
---



---

---


---



---

---

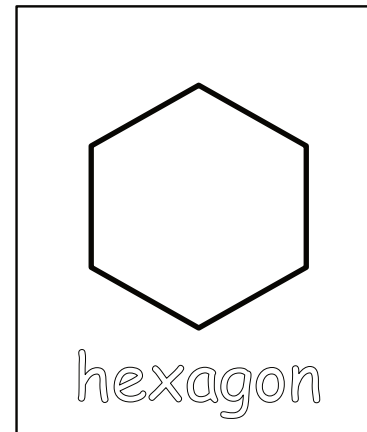
---



---

---

---




---

---

---

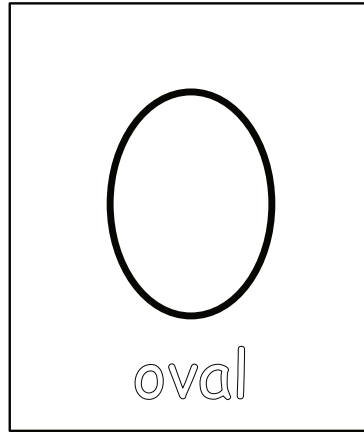
# 2 Dimensional Shapes



---

---


---



---

---

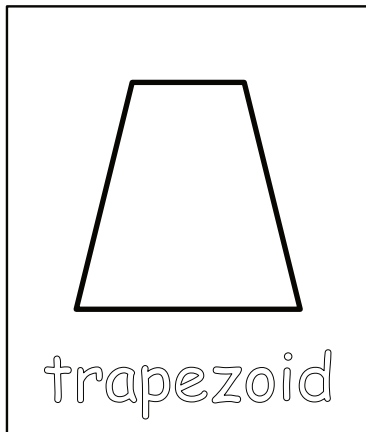
---



---

---

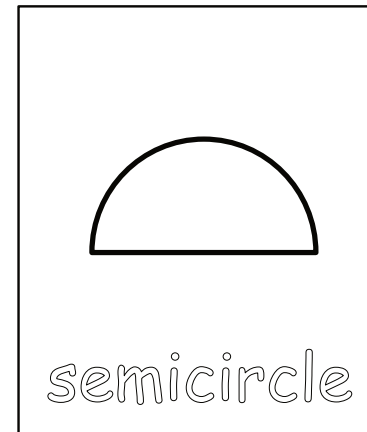
---



---

---

---




---

---

---



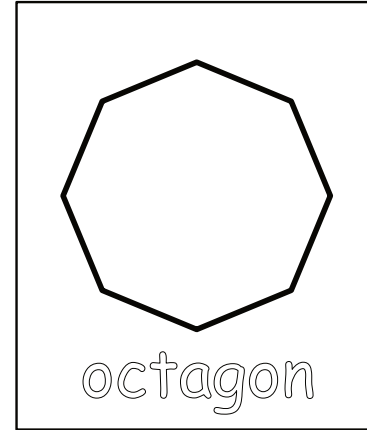
# 2 Dimensional Shapes



---

---


---



---

---


---



---

---

---

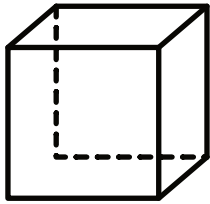


---

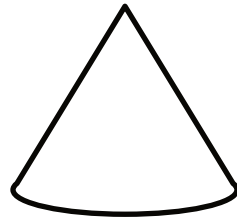
---

---


# 3 Dimensional Shapes



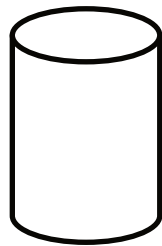
cube



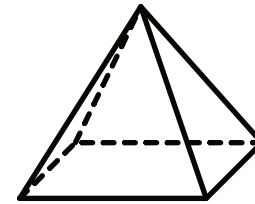
cone



sphere



cylinder



pyramid

# Practice writing 2D and 3D shape names

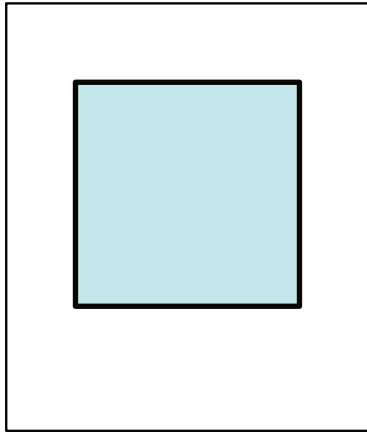
\*Color and black and white options

\*Includes blank lines for writing shape names without an example


\*4 pages

© 2022 The Fairy Printsess  
thefairyprintsess.com

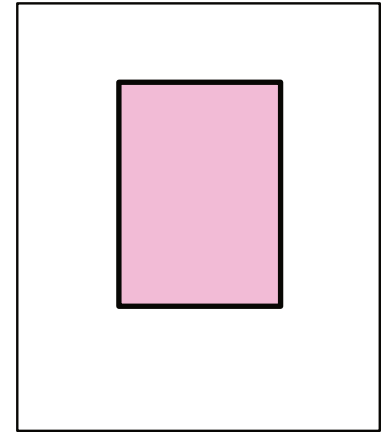
# 2 Dimensional Shapes



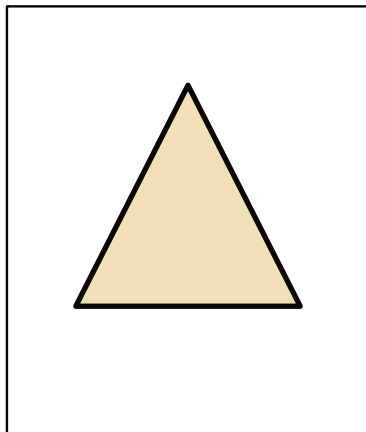
Three horizontal lines for writing: a solid top line, a dashed middle line, and a solid bottom line.



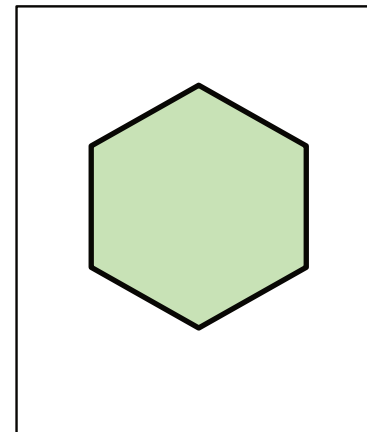
Three horizontal lines for writing: a solid top line, a dashed middle line, and a solid bottom line.



Three horizontal lines for writing: a solid top line, a dashed middle line, and a solid bottom line.

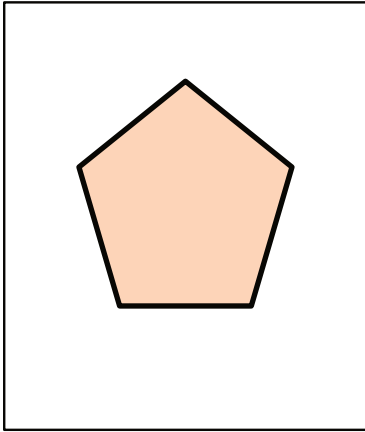


Three horizontal lines for writing: a solid top line, a dashed middle line, and a solid bottom line.



Three horizontal lines for writing: a solid top line, a dashed middle line, and a solid bottom line.

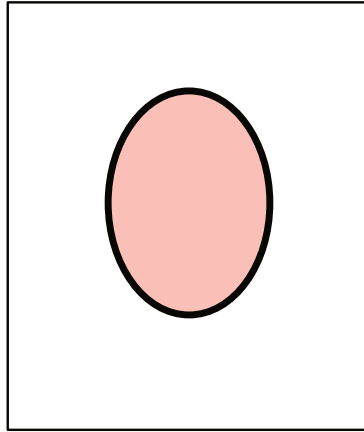
# 2 Dimensional Shapes



---

---

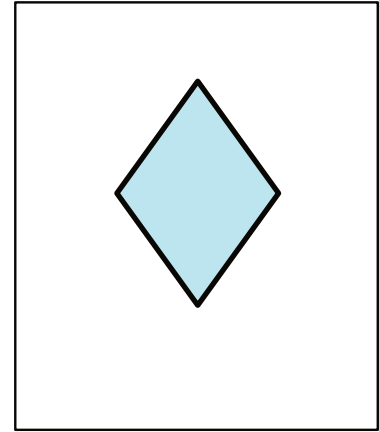
---



---

---

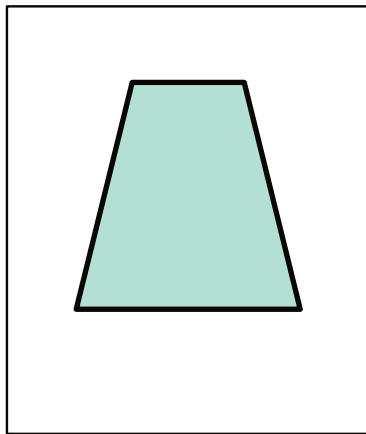
---



---

---

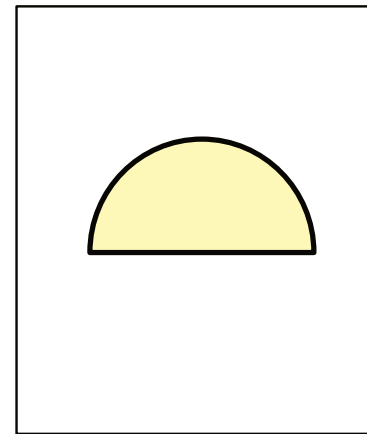
---



---

---

---




---

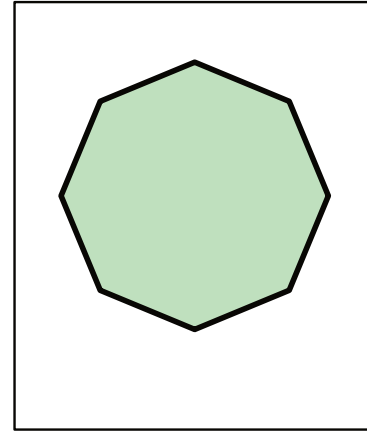
---

---


# 2 Dimensional Shapes




Handwriting practice lines consisting of a solid top line, a dashed middle line, and a solid bottom line.



Handwriting practice lines consisting of a solid top line, a dashed middle line, and a solid bottom line.

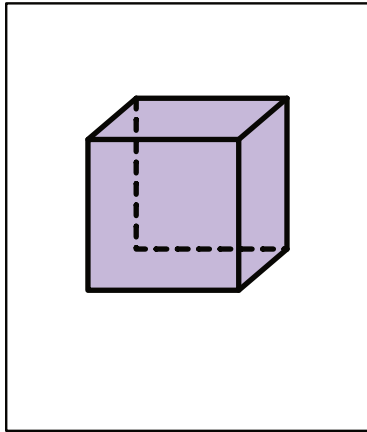


Handwriting practice lines consisting of a solid top line, a dashed middle line, and a solid bottom line.



Handwriting practice lines consisting of a solid top line, a dashed middle line, and a solid bottom line.

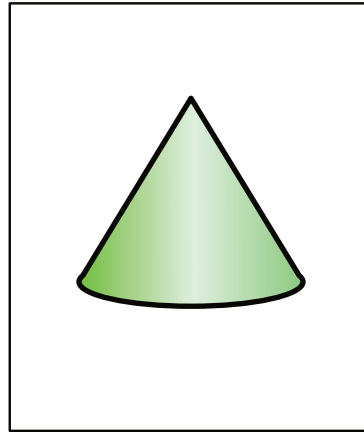
# 3 Dimensional Shapes



---

---

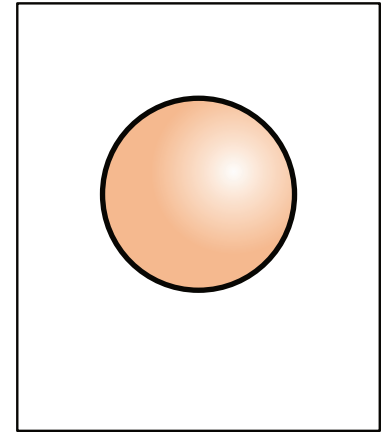
---



---

---

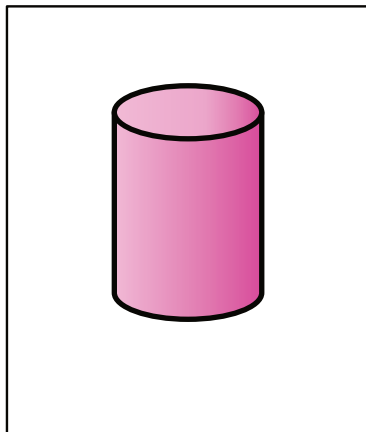
---



---

---

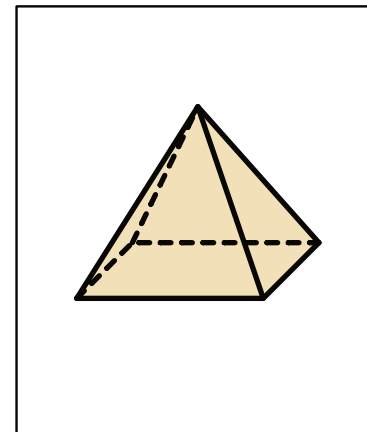
---



---

---

---

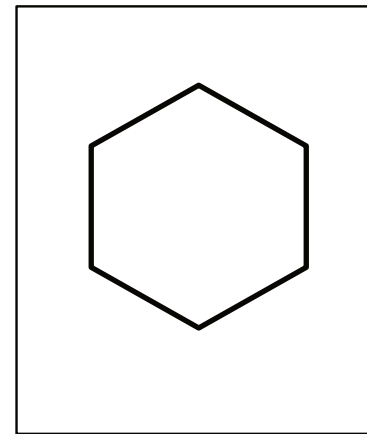
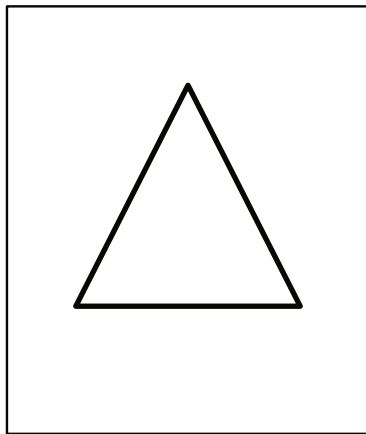
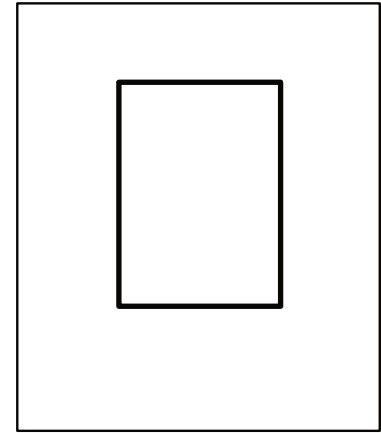
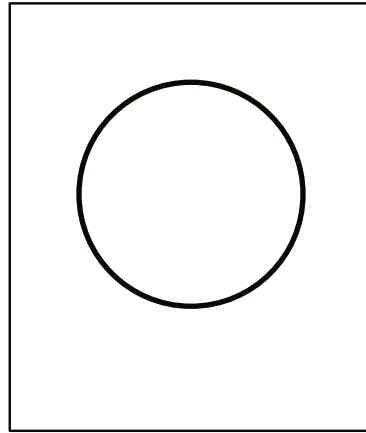
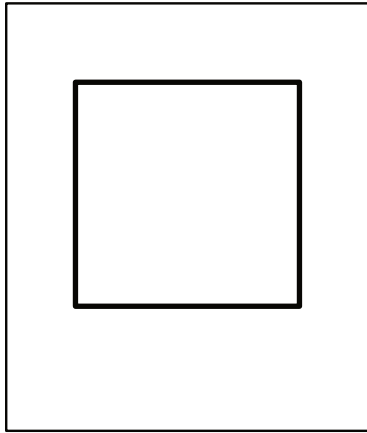


---

---

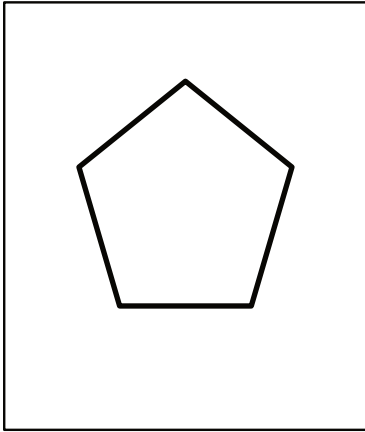
---

# 2 Dimensional Shapes

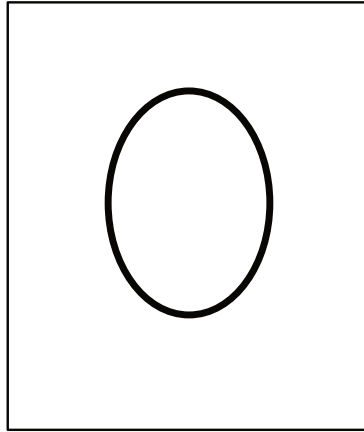




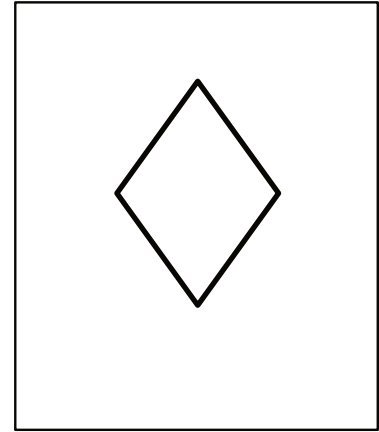
# 2 Dimensional Shapes



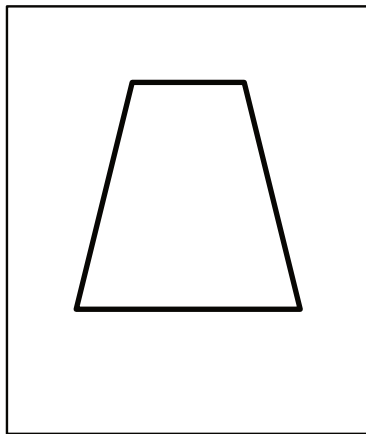
Three horizontal lines for writing: a solid top line, a dashed middle line, and a solid bottom line.



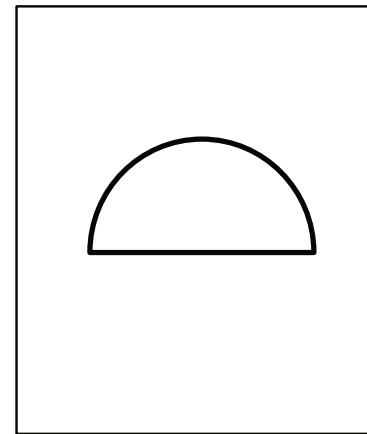
Three horizontal lines for writing: a solid top line, a dashed middle line, and a solid bottom line.



Three horizontal lines for writing: a solid top line, a dashed middle line, and a solid bottom line.




Three horizontal lines for writing: a solid top line, a dashed middle line, and a solid bottom line.

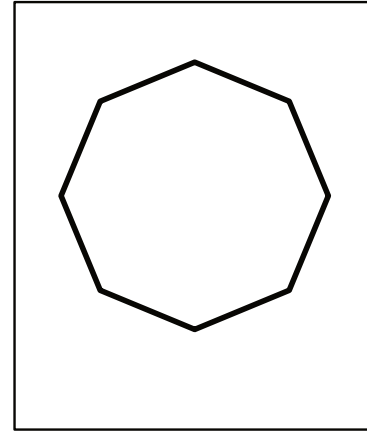


Three horizontal lines for writing: a solid top line, a dashed middle line, and a solid bottom line.


# 2 Dimensional Shapes




Handwriting practice lines consisting of a solid top line, a dashed middle line, and a solid bottom line.



Handwriting practice lines consisting of a solid top line, a dashed middle line, and a solid bottom line.

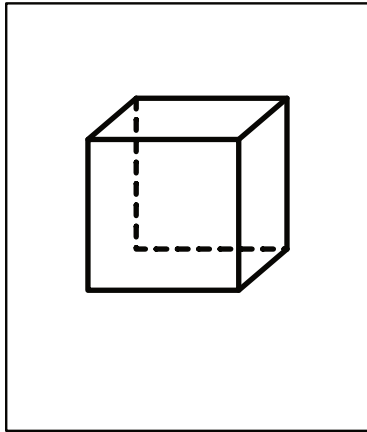


Handwriting practice lines consisting of a solid top line, a dashed middle line, and a solid bottom line.



Handwriting practice lines consisting of a solid top line, a dashed middle line, and a solid bottom line.

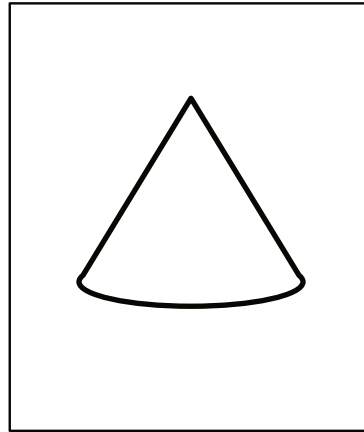
# 3 Dimensional Shapes



---

---

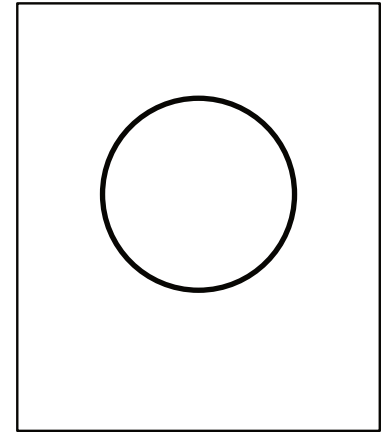
---



---

---


---



---

---

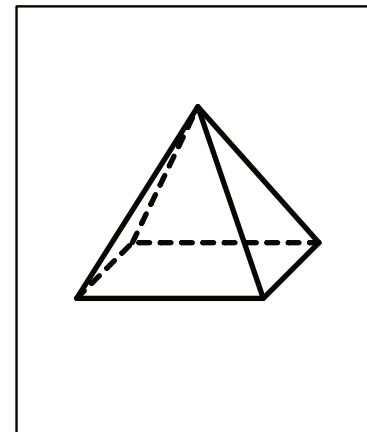
---



---

---

---



---

---

---

# 2D and 3D Shape Cards

\*Includes color shape cards and black and white shape name cards


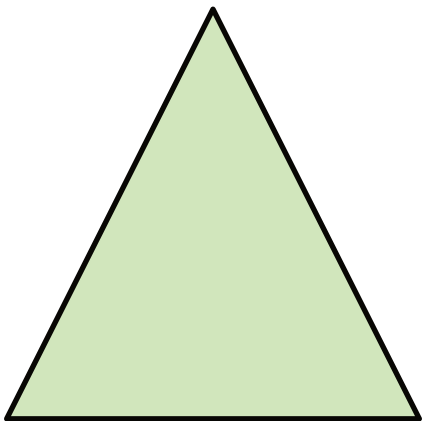


\*2D and 3D shapes

\*Multiple uses, such as memory game and flash cards practice

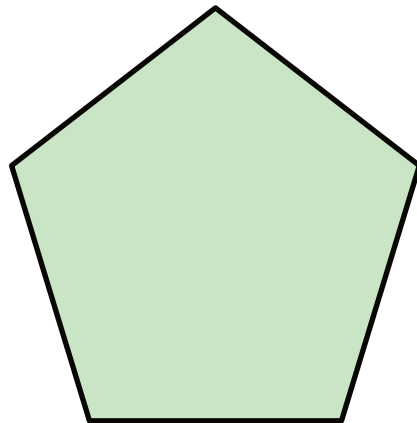

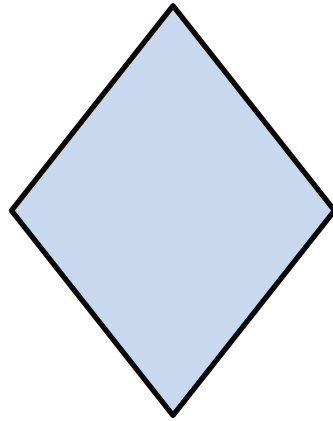
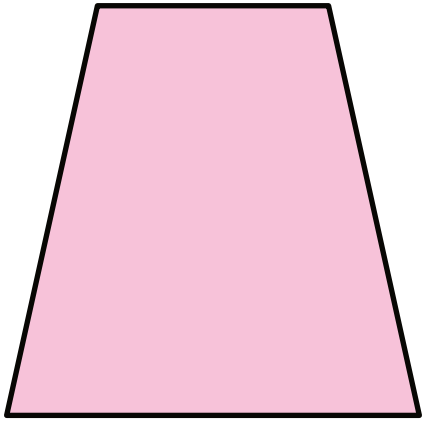
\*10 pages

© 2022 The Fairy Printsess  
[thefairyprintsess.com](http://thefairyprintsess.com)

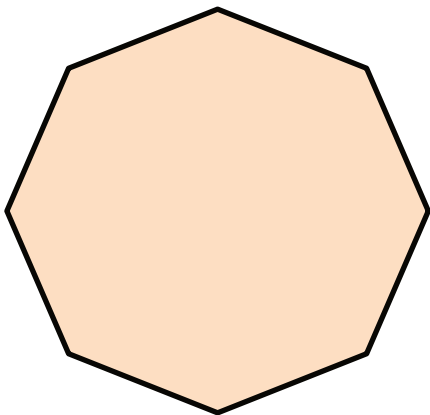

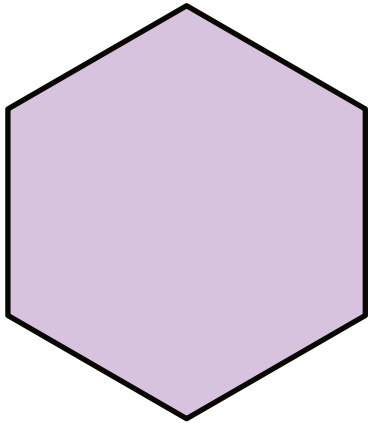
# Shape Game Cards




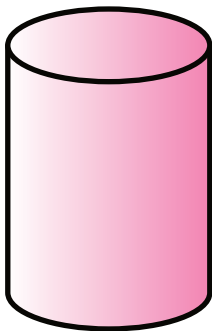
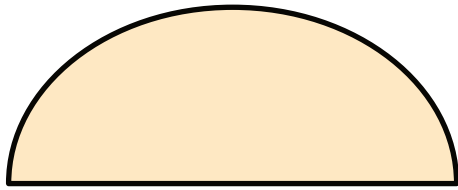
# Shape Game Cards



# Shape Game Cards

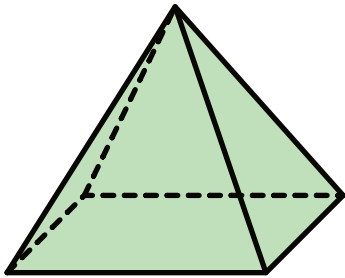
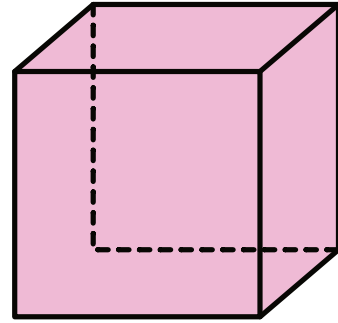
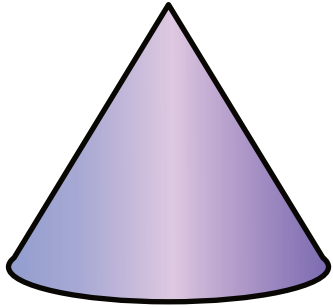


# Shape Game Cards





# Shape Game Cards



Shape Game Cards

circle

rectangle

triangle

heart

Shape Game Cards

trapezoid diamond

oval pentagon

Shape Game Cards

hexagon crescent

octagon star

Shape Game Cards

semicircle rectangle

cylinder sphere

Shape Game Cards

cone

cube

pyramid

# **2D and 3D Shape Spinners**

**\*Features two 2D shape spinners and one  
3D shape spinner**

**\*Includes instructions and tips for game play**

**\*3 pages**

© 2022 The Fairy Printsess  
[thefairyprintsess.com](http://thefairyprintsess.com)

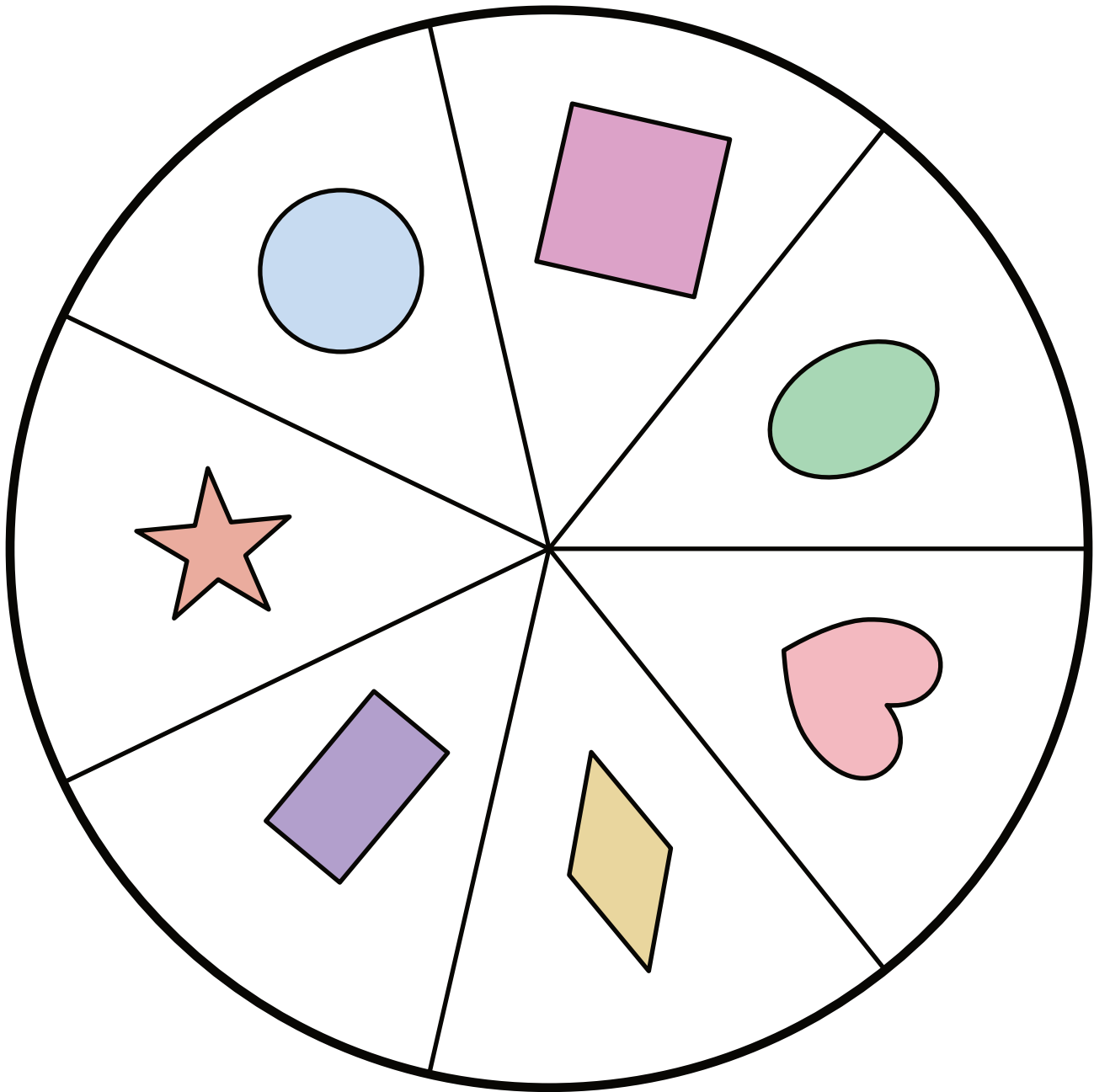
# 2D Shapes Spin

Construction:

1. Print this page on heavy paper (such as cardstock) or glue the printed page onto cardboard (such as a cereal box) to make the pieces more sturdy.
  2. Cut out the spinner circle and arrow.
2. Use a small paper fastener to attach the arrow to the center of the spinner circle.

Game play:

- \*Spin the arrow and then find the selected shapes in your home, school, a favorite book, outside, etc.
- \*Spin the arrow and practice saying the name of each shape.





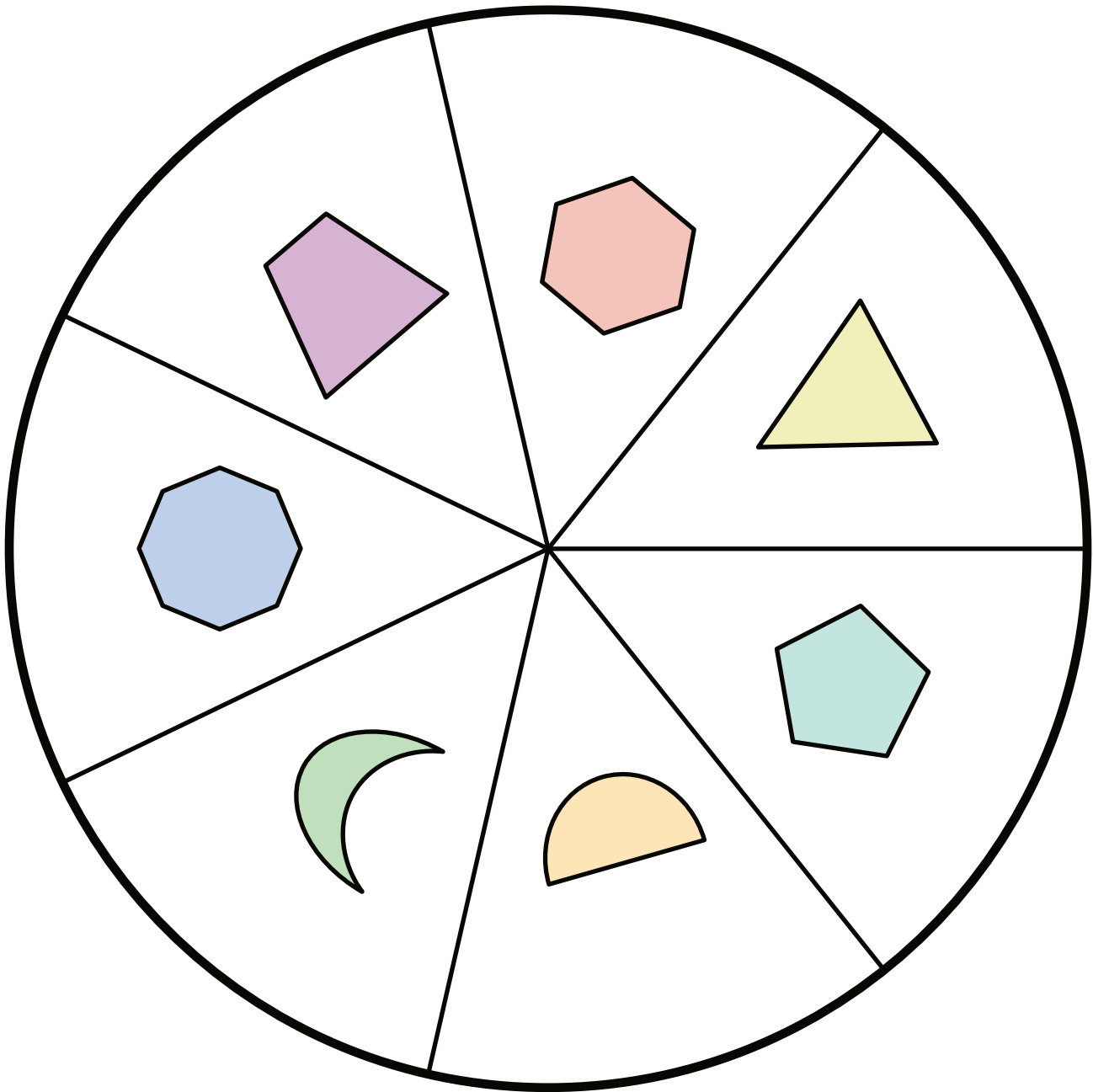
# 2D Shapes Spin

Construction:

1. Print this page on heavy paper (such as cardstock) or glue the printed page onto cardboard (such as a cereal box) to make the pieces more sturdy.
  2. Cut out the spinner circle and arrow.
2. Use a small paper fastener to attach the arrow to the center of the spinner circle.

Game play:

- \*Spin the arrow and then find the selected shapes in your home, school, a favorite book, outside, etc.
- \*Spin the arrow and practice saying the name of each shape.



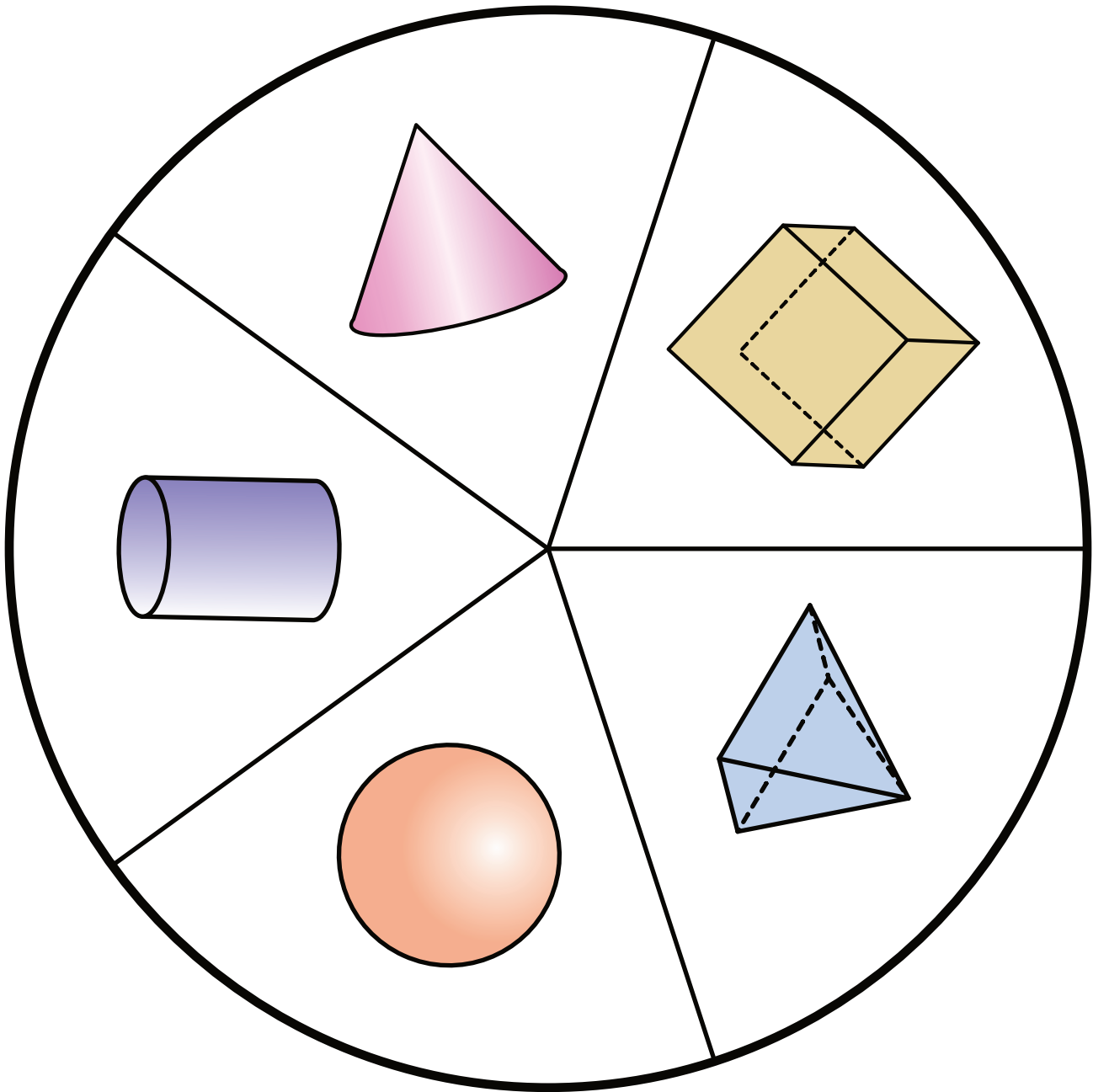
# 3D Shapes Spin

Construction:

1. Print this page on heavy paper (such as cardstock) or glue the printed page onto cardboard (such as a cereal box) to make the pieces more sturdy.
  2. Cut out the spinner circle and arrow.
2. Use a small paper fastener to attach the arrow to the center of the spinner circle.

Game play:

- \*Spin the arrow and then find the selected shapes in your home, school, a favorite book, outside, etc.
- \*Spin the arrow and practice saying the name of each shape.



# 2D Shape Board Game

\*Includes instructions plus printable board game,  
spinner circle, and arrow

\*2 pages

© 2022 The Fairy Princess  
[thefairyprincess.com](http://thefairyprincess.com)

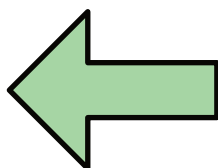
# Shape Board Game

## Game prep:


































1. Print this page and the game board page (heavy duty paper, such as cardstock is recommended).
2. Cut out the arrow at the bottom of this page.
3. (Optional) Laminate the pieces for extra sturdiness.
4. Affix the arrow to the center of the spinner circle on the board game page using a paper fastener.
5. Gather coins (such as pennies/dimes), little buttons, or other small items so that each player has a unique piece to use as a game pawn.





## Game play:

1. Place pawns on the start square.
2. Players take turns spinning the shape spinner, and going to the next corresponding shape on the game board path.
3. Players continue around the board until a player reaches the finish square.



# Shape Board Game

START								
								
								
								
								
								
  FINISH  								

 square	 circle
 triangle	 pentagon

# Shape Match Puzzles


\*2D and 3D shapes

\*In color

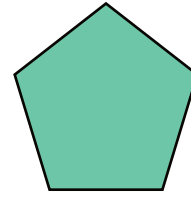

\*Includes instructions and puzzle pieces

\*3 pages



© 2022 The Fairy Printsess  
[thefairyprintsess.com](http://thefairyprintsess.com)




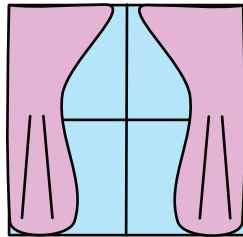
triangle





pentagon



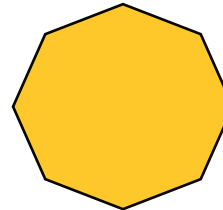

square




crescent




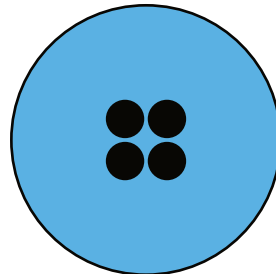
rectangle



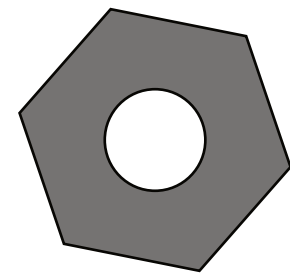
octagon

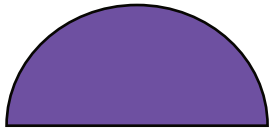


circle




hexagon

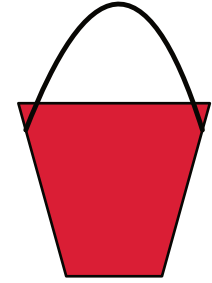






semicircle





trapezoid



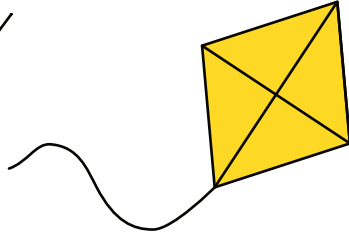
star




oval



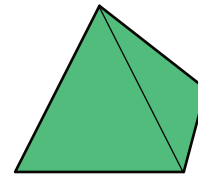

diamond



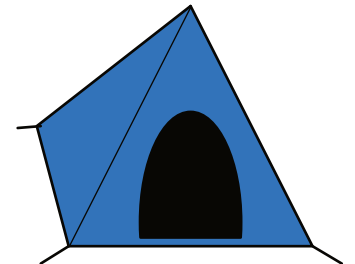
cylinder



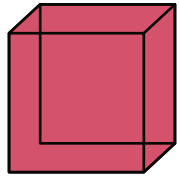
heart





pyramid









cube



sphere



cone



## Instructions:

1. Print puzzle pages onto heavy construction paper or cardstock.
2. Cut out puzzle pieces along dotted lines.
3. Children can match puzzle pieces by shape.  
(Optional: laminate pieces for sturdiness, if desired.)

# 2D and 3D Shape Match


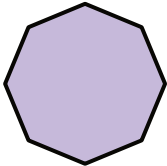


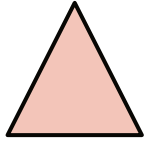


\*Draw a line to match  
shape images to corresponding shape words  
(two 2D shape pages and one 3D shape page)

\*Color and black and white options

\*6 pages

# 2 Dimensional Shapes Assessment

Draw a line to match the shape to its name.



triangle

trapezoid

square

heart

circle

rectangle

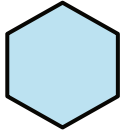
octagon

# 2 Dimensional Shapes Assessment


Draw a line to match the shape to its name.




star



diamond



hexagon



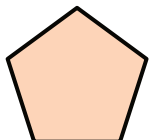
oval



pentagon



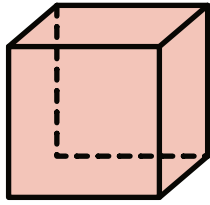
semicircle



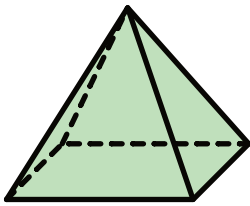
crescent

# 3 Dimensional Shapes Assessment

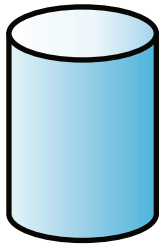
Draw a line to match the shape to its name.




sphere



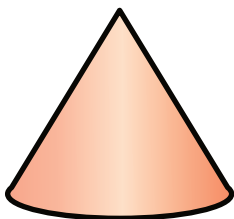
cone



cube




cylinder




pyramid

# 2 Dimensional Shapes Assessment


Draw a line to match the shape to its name.




triangle



trapezoid



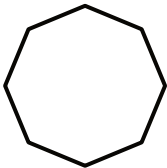
square




heart



circle




rectangle



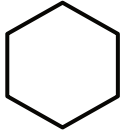
octagon

# 2 Dimensional Shapes Assessment

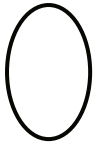
Draw a line to match the shape to its name.



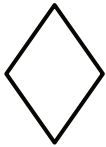
star



diamond



hexagon



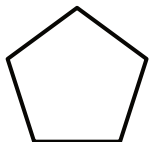
oval



pentagon



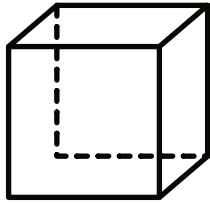
semicircle



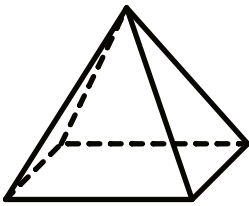
crescent

# 3 Dimensional Shapes Assessment

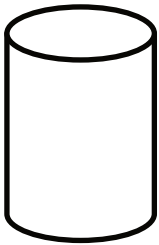
Draw a line to match the shape to its name.




sphere



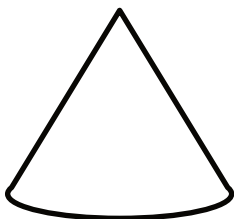
cone



cube



cylinder



pyramid