




1.5 Inch Heart Macaron Templates







© 2021 The Fairy Printsess  
[www.thefairyprintsess.com](http://www.thefairyprintsess.com)







Place under parchment paper. Pipe over shapes. Remove template before baking.







## 2 Inch Heart Macaron Templates






© 2021 The Fairy Printsess  
[www.thefairyprintsess.com](http://www.thefairyprintsess.com)






Place under parchment paper. Pipe over shapes. Remove template before baking.



## 3 Inch Heart Macaron Templates



© 2021 The Fairy Printsess  
[www.thefairyprintsess.com](http://www.thefairyprintsess.com)



Place under parchment paper. Pipe over shapes. Remove template before baking.